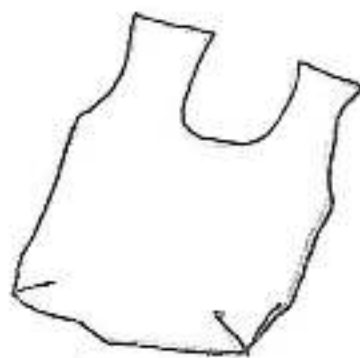
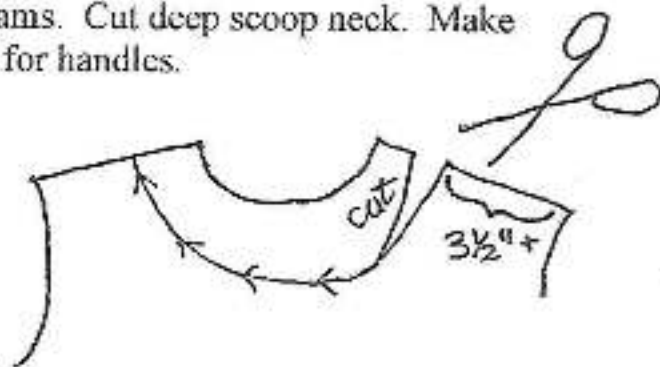
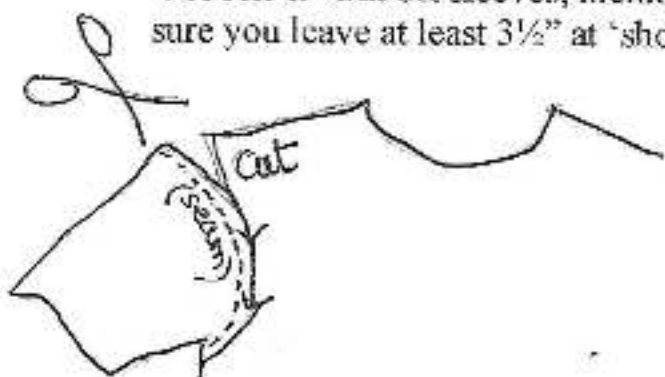


# TSHIRT RE-BAGS


MADE BY SEWING FOR CHANGE



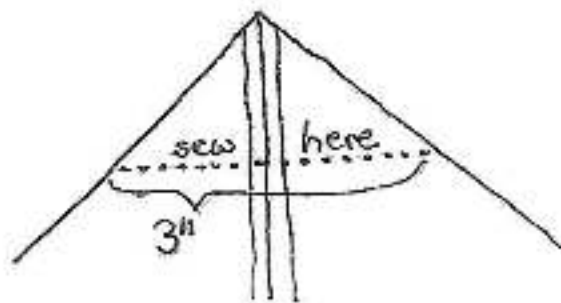
**CUTTING:** Cut off sleeves, including seams. Cut deep scoop neck. Make sure you leave at least 3½" at 'shoulder' for handles.



**HEMMING:** Turn edges under twice (leave no raw edges showing). Pin.



**SEWING:** Sew hems close to edge. Sew back of shirt to front across the bottom. Turn inside out and sew across corners to make flat bottom (see over, "Sewing")



**"A RE-BAG A DAY KEEPS THE PLASTIC AWAY"**